

# FP 400

## DIAPHRAGM LIQUID PUMP



FP 400



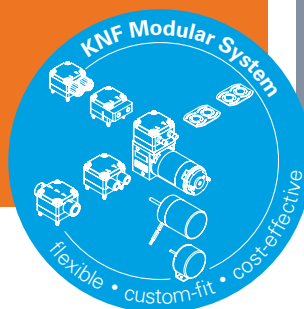
FP 400

### ADVANTAGES

- Low pulsation
- Excellent linearity
- Self-priming and can run dry
- Gentle conveying of sensitive media
- Long lifetime, no maintenance
- Able to transfer aggressive media
- IP 65

### POSSIBLE AREAS OF USE

- Inkjet printing
- Medical technology
- Analytical instruments
- Fuel cells
- Semiconductor industry
- And many more



Please visit our website  
[www.knf.com](http://www.knf.com)  
 to get more information

### PERFORMANCE DATA

Series model	FP 400	
Material options	KP	KT
Pump head	PP	PP
Diaphragm	PTFE coated	PTFE coated
Valves / O-rings	EPDM	FFKM / FKM
Flow rate (l/min)	4.6	4.3
Suction height (mH <sub>2</sub> O/inHg)	3/8.7	3/8.7
Pressure head (mH <sub>2</sub> O/psig)	10/14.50	10/14.50
Permissible media temperature (°C / °F)	5 - 80 / 41 - 176	5 - 80 / 41 - 176
Permissible ambient temperature (°C / °F)	5 - 50 / 41 - 122	5 - 50 / 41 - 122
Protection factor	IP 65	IP 65
Weight (kg/lbs)	1.8/4.0	1.8/4.0

### ELECTRICAL DATA

Voltage (V)	24	24
Motor	Brushless DC (Full Control)	Brushless DC (Full Control)
Power (W) start at 5°C ambient	79	79
I (A) start at 5°C ambient	3.3	3.3
I (A) start at 25°C ambient	2.4	2.4
Wires	AWG22	AWG22
Input signal	Vctrl / PWM inverse	Vctrl / PWM inverse
Input signal range Vctrl	0...5 V	0...5 V
Input signal range PWM inverse	100%...0%	100%...0%

### VARIOUS

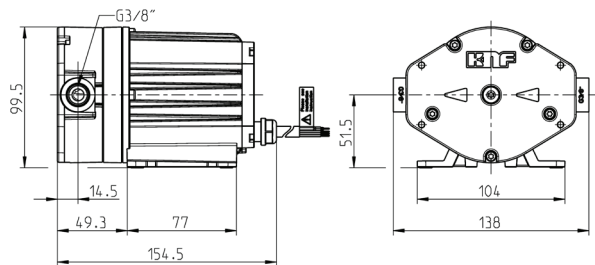
Dimensions LxWxH (mm)	155x138x100	155x138x100
Hydraulic connections	G 3/8"	G 3/8"
Hose diameter recommendation (mm)	ID 12	ID 12

# FP 400 KPDCB-4

## PERFORMANCE DATA

Series model	Flow rate at atm. pressure (l/min)	Max. suction height (inHg)	Max. pressure head (psig)
FP 400 KPDCB-4	4.6	8.7	14.50

## FP 400 KPDCB-4



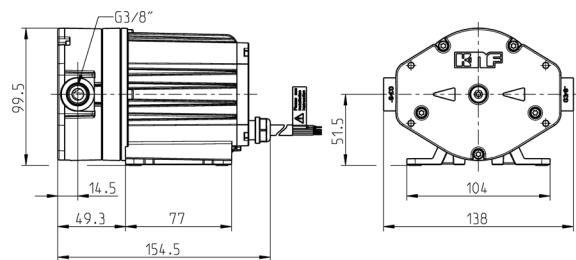
Dimensions in mm

# FP 400 KTDCB-4

## PERFORMANCE DATA

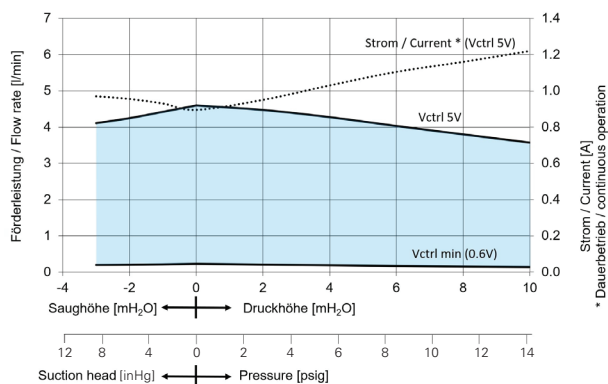
Series model	Flow rate at atm. pressure (l/min)	Max. suction height (inHg)	Max. pressure head (psig)
FP 400 KTDCB-4	4.3	8.7	14.50

## FP 400 KTDCB-4

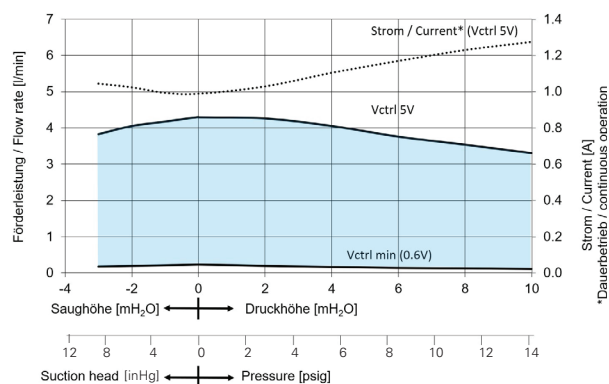


Dimensions in mm

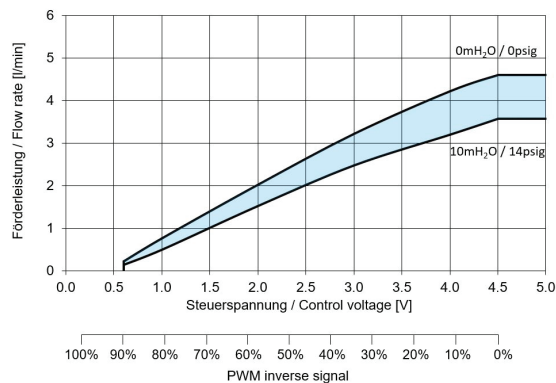
## FP 400 KPDCB-4 FLOW RATE



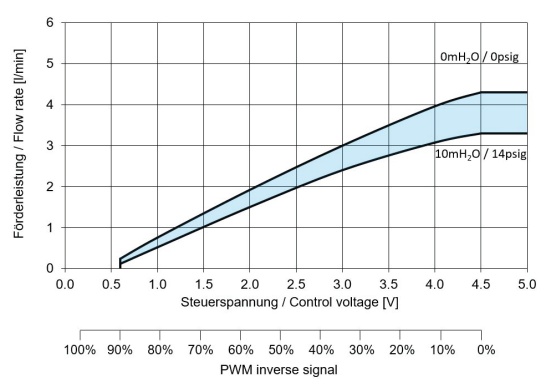
## FP 400 KTDCB-4 FLOW RATE



## FP 400 KPDCB-4 CONTROL VOLTAGE



## FP 400 KTDCB-4 CONTROL VOLTAGE



## OPTIONS

Description	Illustration	Part No.	Details

## ACCESSORIES

Description	Illustration	Order no.	Details
Leakage sensor		On request	The liquid level sensor provides a digital output that denotes the presence of liquid in the motor housing.
Pressure switch		On request	Pressure switch (SPDT) to monitor pressure in the pump head. Adjustable set point. Can be used to indicate and prevent system overpressure.
Pulsation damper		On request	This versatile pulsation damper reduces hydraulic pressure pulsations and vibrations in hoses and pipes. It helps to remove pulsation which prevents the system from functioning correctly. It also protects instrumentation connected after the pump.
Anti-vibrations mounts		On request	Used to mount the pump in your system and to minimize vibration.

The performance values for the series models shown on this data sheet were determined under test conditions. The actual performance values may differ and depend in particular on the usage conditions and therefore on the specific application, on the parameters of the components involved in the user's system and on any technical modifications carried out which deviate from the standard configuration or the as delivered condition.

If individual designs have been created for specific customers on the basis of series models, other technical performance data may apply.

Before operation begins, the relevant operating instructions and/or assembly or installation instructions should be read and the safety information contained in these instructions should be noted. KNF reserves the right to make changes to the product and the associated documentation without prior notice to the customer.



[www.knf.com](http://www.knf.com)