

NF 1.30 DIAPHRAGM LIQUID PUMP



NF 1.30 KTDCG

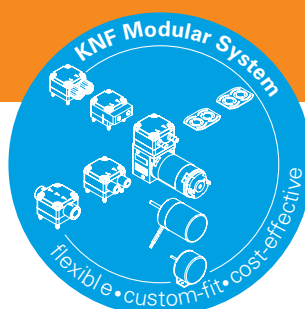
ADVANTAGES

- Self priming and excellent for pressure
- Extreme chemical resistance
- Dry running, durable and maintenance free

POSSIBLE AREAS OF USE

- Analysers
- Laboratory
- Cleaning industry
- Printing

Please visit our website
www.knf.com
to get more information.



PERFORMANCE DATA

Series model	NF 1.30 DCG	
Material options	KT	TT
Pump head	PP	PVDF
Diaphragm	PTFE	PTFE
Valves	FFKM	FFKM
Flow rate at atm. pressure (ml/min)	170	
Suction height (mWg)	5	
Pressure head (mWg)	60	
Permissible ambient air (°C)	+5 to +40	
Permissible liquid temperature (°C)	+5 to +80	
Weight (g)	220	
IP protection factor	00	

ELECTRICAL DATA

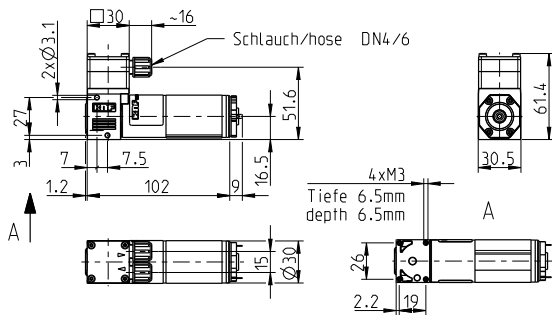
Operating voltage (V)	12	24
Power consumption (W)	7.32	8.4
I load max (A)	0.61	0.35

NF 1.30 DCG

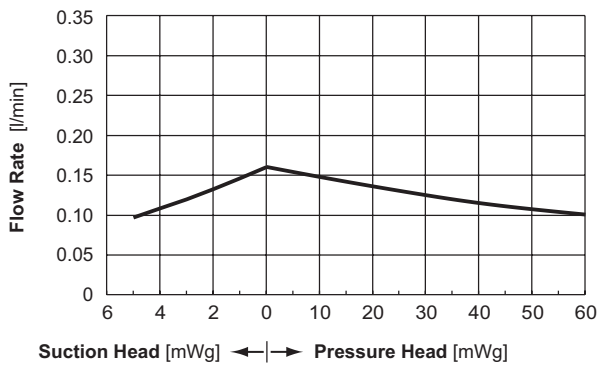
PERFORMANCE DATA



Series model	Flow rate at atm. pressure (ml/min)	Max. suction height (mWg)	Max. pressure head (mWg)
NF 1.30 DCG	170	5	60




NF 1.30 DCG



NF 1.30 DCG FLOW CURVE



OPTIONS		
Description	Illustration	Details
Hydraulic connections		Compression fittings
High protection IP65 version		We can offer the NF 1.30-DCG with an IP65 housing for applications underbad conditions (moisture, dust, etc.).

ACCESSORIES		
Description	Illustration	Details
Diaphragm pressure control valve		The pressure control valve can be used for a more accurate control of flow against a fluctuating back pressure, metering into a vacuum and from a pressurised system.
Pulsation damper		This very versatile pulsation damper reduces the vibration in hoses and pipes and it helps to remove pulsation which is preventing the system from functioning correctly.
Filter		KNF filters protect both pumps and other upstream instrumentation and hydraulic circuits against particulate, crystals and fibres which can improve optimum operation.

The performance values for the series models shown on this data sheet were determined under test conditions. The actual performance values may differ and depend in particular on the usage conditions and therefore on the specific application, on the parameters of the components involved in the user's system and on any technical modifications carried out which deviate from the standard configuration or the as delivered condition.

If individual designs have been created for specific customers on the basis of series models, other technical performance data may apply. Before operation begins, the relevant operating instructions and/or assembly or installation instructions should be read and the safety information contained in these instructions should be noted. KNF reserves the right to make changes to the product and the associated documentation without prior notice to the customer.



www.knf.com