

NMS020 SERIES MICRO DIAPHRAGM GAS PUMPS



NMS020KPDC-S



NMS020KPDC-L



NMS020KPDC-B

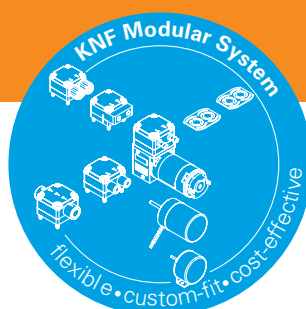
ADVANTAGES

- Customizing available
- Tested to customers specs
- High performance to size, efficiency and weight ratio
- Excellent reliability/durability
- Speed controllable
- Low sound level
- Long service life
- Uncontaminated transfer
- Maintenance-free
- High chemical resistance
- Can be installed in any position

POSSIBLE AREAS OF USE

- Medical devices
- Analytical equipment
- Emission measurement
- Reprographic
- Degassing
- Safety/Security
- Portable devices

Please visit our website
www.knf.com
to get more information.



PERFORMANCE DATA

Series model	NMS 020		
Material design	KPDC-S	KPDC-L	KPDC-B
Pump head	PPS		
Diaphragm	EPDM		
Valves	EPDM		
Flow rate at atm. pressure (l/min)	1.7	1.7	1.6
Ultimate vacuum (mbar abs.)	500	500	500
Ultimate pressure (bar rel)	0.5	0.5	0.5
Permissible media and ambient temperature (° C / ° F)	+5° C to +40° C / 41° F to 104° F (-20° C to +60° C / -4° F to 140° F on request)		
Weight (g/oz)	28/0.99	31/1.09	25/0.88

ELECTRICAL DATA

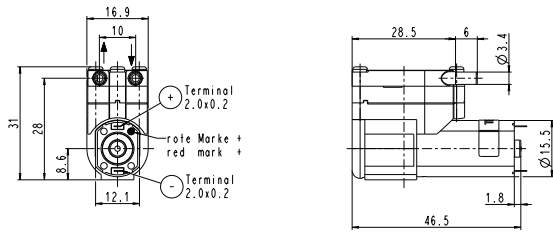
Voltage (V)	6	6	6
Motor	DC	DC	Brushless DC
I _{max} (A)	0.29	0.28	0.25

NMS020KPDC-S

PERFORMANCE DATA

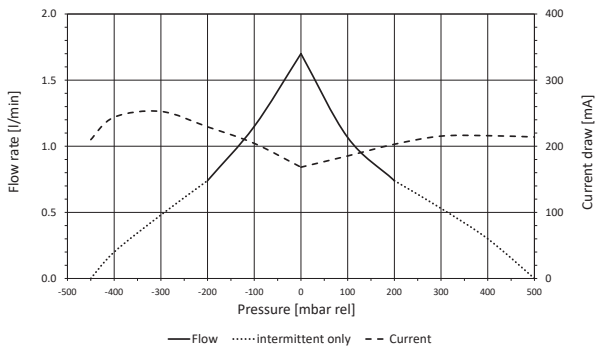
Series model	Flow rate at atm. pressure (l/min)	Max. operating pressure (bar rel)	Ultimate vacuum (mbar abs.)
NMS020KPDC-S 6V	1.7	0.5	500

NMS020KPDC-S



Dimensions in mm

NMS020KPDC-S 6V FLOW CURVE

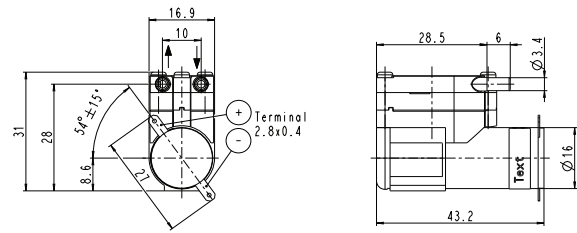


NMS020KPDC-L

PERFORMANCE DATA

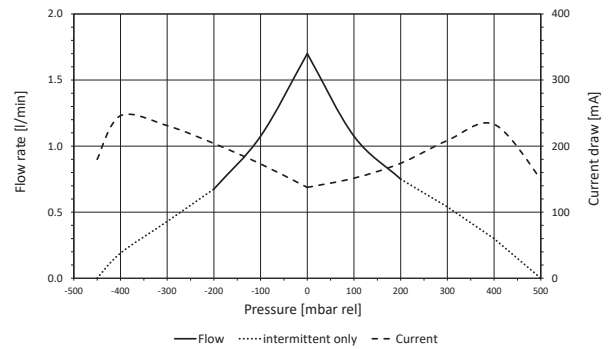
Series model	Flow rate at atm. pressure (l/min)	Max. operating pressure (bar rel)	Ultimate vacuum (mbar abs.)
NMS020KPDC-L 6V	1.7	0.5	500

NMS020KPDC-L



Dimensions in mm

NMS020KPDC-L 6V FLOW CURVE

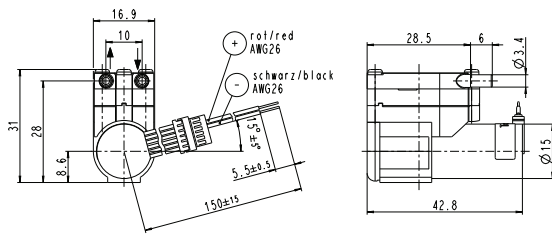


NMS020KPDC-B

PERFORMANCE DATA

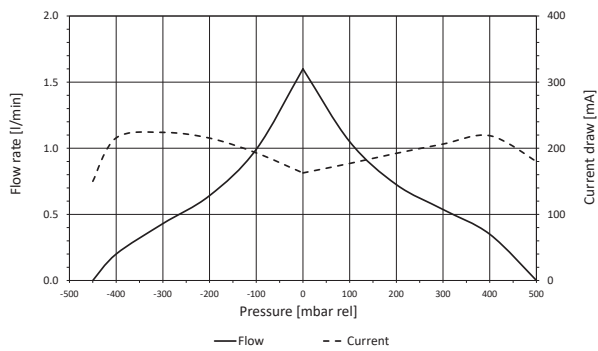
Series model	Flow rate at atm. pressure (l/min)	Max. operating pressure (bar rel)	Ultimate vacuum (mbar abs.)
NMS020KPDC-B 6V	1.6	0.5	500




NMS020KPDC-B



Dimensions in mm

NMS020KPDC-B 6V FLOW CURVE



OPTIONS			
Description	Illustration	Part No.	Details
Motors		On request	Other motors and voltages on request.
Connecting plate		On request	Customer specific connecting plates on request.
Eccentric		On request	Different eccentricities on request.

The performance values for the series models shown on this data sheet were determined under test conditions. The actual performance values may differ and depend in particular on the usage conditions and therefore on the specific application, on the parameters of the components involved in the user's system and on any technical modifications carried out which deviate from the standard configuration or the as delivered condition.

If individual designs have been created for specific customers on the basis of series models, other technical performance data may apply. Before operation begins, the relevant operating instructions and/or assembly or installation instructions should be read and the safety information contained in these instructions should be noted. KNF reserves the right to make changes to the product and the associated documentation without prior notice to the customer.



www.knf.com