

NPK06 SERIES

SWING PISTON COMPRESSORS AND VACUUM PUMPS FOR AIR



NPK06KVDC-B/B4

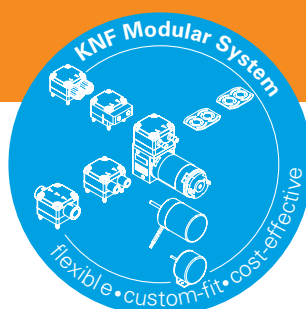
ADVANTAGES

- Customizing available
- Tested to customers specs
- High pressure
- Excellent size to performance ratio
- Low noise and vibration
- Long service life
- Uncontaminated transfer
- Maintenance-free
- High chemical resistance
- Can be installed in any position

POSSIBLE AREAS OF USE

- Medical devices
- Analytical equipment
- Filtration and nebulization
- Compressed air supply
- Reprographic
- Safety/Security
- Food Industry

Please visit our website
www.knf.com
 to get more information.



PERFORMANCE DATA

Series Model	NPK06			
Material Design	KVDC-B		KVDC-B4	
Pump head	PPS			
Piston Sealing	PTFE			
Valves/O-ring	FPM			
Flow rate at atm. pressure (l/min)	8	8	8	8
Ultimate vacuum (mbar abs.)	250	250	250	250
Ultimate pressure (bar rel)	5.5	5.5	5.5	5.5
Permissible media and ambient temperature (° C/° F)	+5° C to +40° C / 41° F to 104° F (extended temperature on request)			
Weight (g/oz)	455/16			

ELECTRICAL DATA

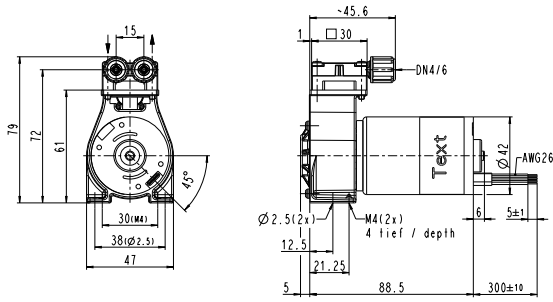
Voltage (V)	12	24	12	24
Motor	Brushless DC 2-wire		Brushless DC 4-wire	
I _{max} (A)	2.5	1.5	2.5	1.5

NPK06KVDC-B/B4

PERFORMANCE DATA

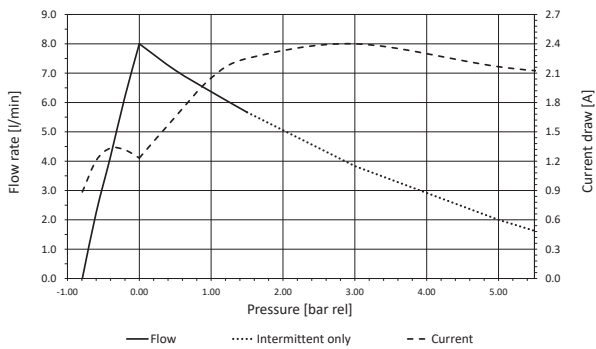
Series model	Flow rate at atm. pressure (l/min)	Max. operating pressure (bar rel)	Ultimate vacuum (mbar abs.)
NPK06KVDC-B/B4 12V	8	5.5	250
NPK06KVDC-B/B4 24V	8	5.5	250

NPK06KVDC-B / B4

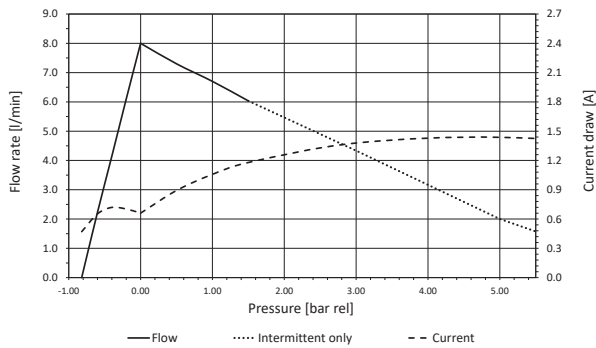


Dimensions in mm



NPK06KVDC-B / B4 12V FLOW CURVE




NPK06KVDC-B / B4 24V FLOW CURVE



OPTIONS			
Description	Illustration	Part No.	Details
Motors		on request	Other motor options are available. Ask your KNF sales contact to find the best solution for you.
Connecting plate		on request	Hose barbs M5 inside thread UNF 1/4"-.28 inside thread
Eccentric		on request	Other eccentricities are available to meet your operating point best.

ACCESSORIES			
Description	Illustration	Part No.	Details
Silencer		024805	For hose barbs
Silencer		314005	For DN4/6 connecting plate
Mounting plate		312554	
Rubber-bonded metal		on request	

SPARE PARTS			
Description	Illustration	Part No.	Details
Spare parts kit		322944	Piston sealing, valves and o-ring

The performance values for the series models shown on this data sheet were determined under test conditions. The actual performance values may differ and depend in particular on the usage conditions and therefore on the specific application, on the parameters of the components involved in the user's system and on any technical modifications carried out which deviate from the standard configuration or the as delivered condition.

If individual designs have been created for specific customers on the basis of series models, other technical performance data may apply. Before operation begins, the relevant operating instructions and/or assembly or installation instructions should be read and the safety information contained in these instructions should be noted. KNF reserves the right to make changes to the product and the associated documentation without prior notice to the customer.



www.knf.com