

N 036.0 SERIES | TEMPERATURE-RESISTANT AND HEATED GAS SAMPLING PUMPS




Double-headed N 036.0 ST.16 E

ADVANTAGES

- Temperature-resistant (.16) or electrically heated with thermostatic temperature control (.11) for transferring hot process gases of up to 240 °C
- High chemical resistance
- Homogeneous temperature distribution throughout the entire pump head
- No condensation in the pump head

POSSIBLE AREAS OF USE

- Environmental monitoring – especially motor test benches in automobile industry
- Analytical technology
- Research



Please visit our website
www.knf.com
 to get more information

PERFORMANCE DATA

Series model	N 036.0		
Material design	AT.16 E	ST.16 E	ST.11 E
Pump head	Aluminum	Stainless steel	
Diaphragm	PTFE		
Valves	PTFE		
Flow rate at atm. pressure (l/min)	30.0 per head		
Ultimate vacuum (mbar abs.)	200		
Max. operating pressure (bar rel./psig)	1.5/21.8		
Permissible ambient temperature (°C)	+10 ... +40		
Permissible media temperature (°C)	+5 ... +240		
Weight (kg/lbs)	18.2/40.1	22.2/48.9	22.0/48.5

ELECTRICAL DATA

Voltage (V)	230
Motor	Capacitor motor
Protection class motor	IP 54
Frequencies (Hz)	50/60
Power P ₁ (W)	300
I _{max} (A)	2.00

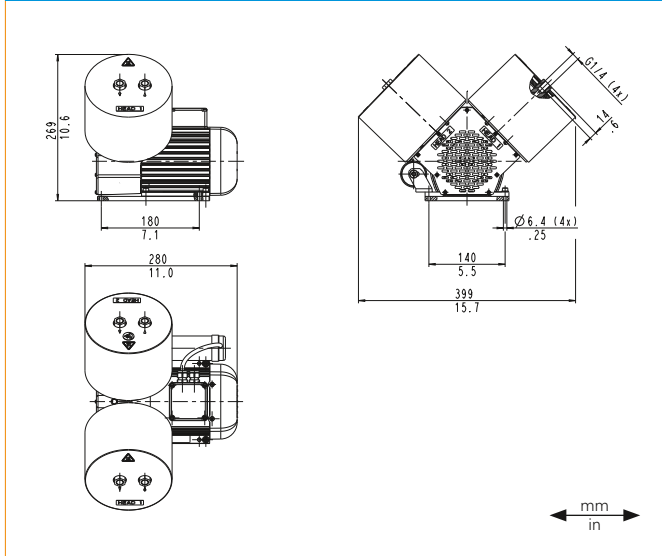
N 036.0 AT.16 E | ST.16 E

PERFORMANCE DATA

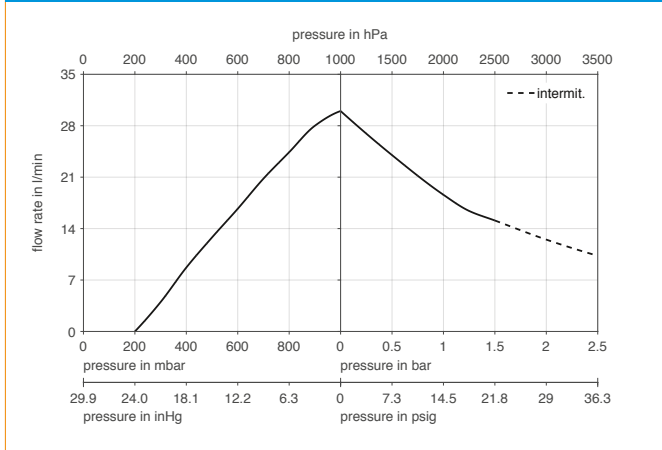
Series model	Flow rate at atm. pressure (l/min) ¹⁾	Max. operating pressure (bar rel./psig)	Ultimate vacuum (mbar abs.)
N 036.0 AT.16 E	30.0	1.5/21.8	200
N 036.0 ST.16 E	30.0	1.5/21.8	200

¹⁾ Liter at STP

N 036.0 _T.16 E



N 036.0 _T.16 E | FLOW RATE PER PUMP HEAD



N 036.0 ST.11 E

PERFORMANCE DATA

Series model	Flow rate at atm. pressure (l/min) ¹⁾	Max. operating pressure (bar rel./psig)	Ultimate vacuum (mbar abs.)
N 036.0 ST.11 E	30.0	1.5/21.8	200

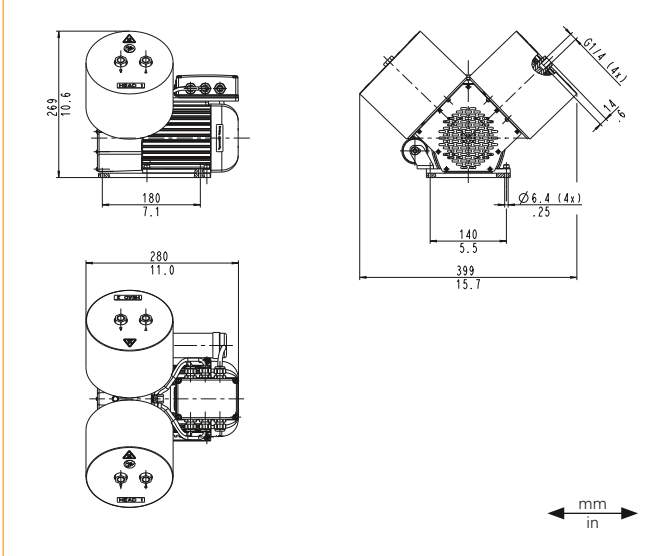
¹⁾ Liter at STP

HEATING: N 036.0 ST.11 E

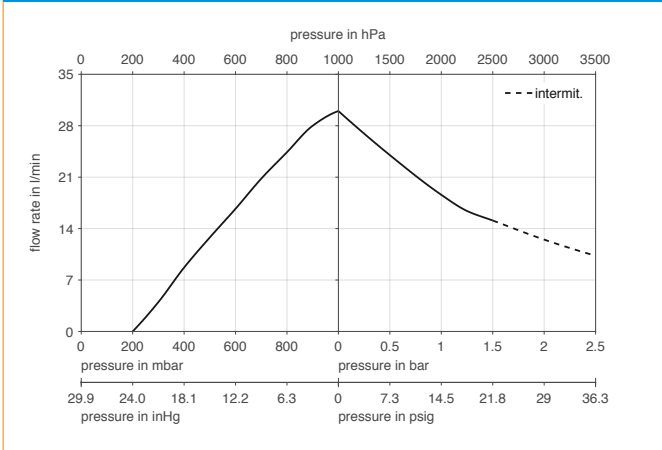
Protection class	IP 20
Voltage (V), Frequencies (Hz)	230, 50/60
Power P ₁ (W)	900
I _{max} (A)	3.80
Heating temperature (°C)	240

In standard configuration, temperature is set separately for each pump head. A shared temperature specification for both pump heads is available as an option (see operating instructions).

N 036.0 ST.11 E



N 036.0 ST.11 E | FLOW RATE PER PUMP HEAD



ACCESSORIES	
Description	Part No.
Wrench for retainer plate	018812

SPARE PARTS	
Description	Part No.
Valve plate	054112
Diaphragm	054111
O-ring	055676
Disk spring	056021

The performance values for the series models shown on this data sheet were determined under test conditions. The actual performance values may differ and depend in particular on the usage conditions and therefore on the specific application, on the parameters of the components involved in the user's system and on any technical modifications carried out which deviate from the standard configuration or the as delivered condition.

If individual designs have been created for specific customers on the basis of series models, other technical performance data may apply. Before operation begins, the relevant operating instructions and/or assembly or installation instructions should be read and the safety information contained in these instructions should be noted. KNF reserves the right to make changes to the product and the associated documentation without prior notice to the customer.



www.knf.com