

DATA SHEET

MGP75-22KTV-XB SERIES DIAPHRAGM PUMP



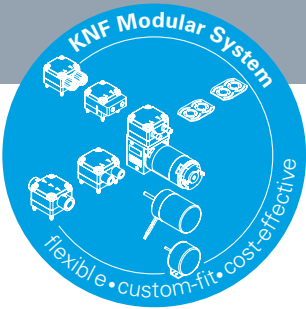
ADVANTAGES

- Long service life
- High pneumatic performance with compact size
- Quiet and low-vibration operation
- Parameterizable pump configuration
- Boost function
- Extended flow rate adjustment range
- Analog and digital speed control
- Improved safety functions
- New warning and fault management system

TYPICAL AREAS OF APPLICATION

- Fuel cells –
Recirculation of hydrogen
- Measurement technology –
Transfer pump for environmental analysis
- Instrumental analysis
(incl. sample preparation)
- Diagnostics –
Extraction of sample residues
- Vacuum technology –
Pick and Place applications
- Medical technology –
Use in surgical suction devices,
diagnosis, histology, cardiology
- Laser technology –
Evacuation of laser chambers

For further information
please visit our
website www.knf.com



TECHNICAL DATA

PNEUMATIC DATA

Flow rate at atm. pressure (l/min)*	34.0**
Ultimate vacuum (mbar abs. / inHg)	25.0 / 0.74
Max. operating pressure (bar rel. / psig)	0.3 / 4.35

Flow rate determined at 20 °C, 1000 hPa with air
(pressure range 0 to 1000 hPa based on ISO 21360-1/2)

**± 10%

ELECTRICAL DATA

Motor type	Brushless DC motor
Voltage (V)	24
Power P ₁ (W)	96
Max. current I _{max} (A)	4.0
Motor protection class	IP 20
Pump protection class	IP 20

DIMENSIONS, WEIGHT AND PNEUMATIC CONNECTIONS

Dimensions (L x W x H (mm))	145 x 131 x 103
Weight (kg / lbs)	2.3 / 5.1
Pneumatic connections	G 1/8

MATERIALS

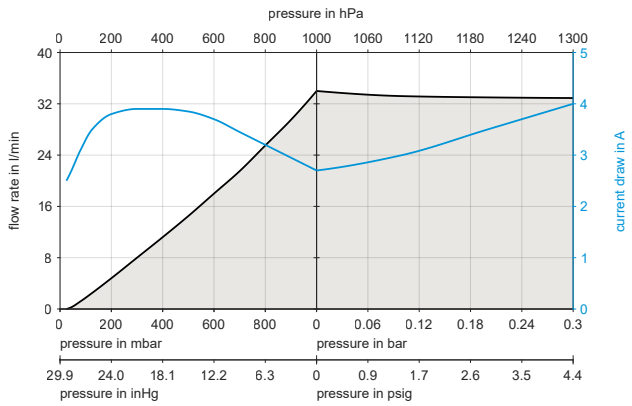
Pump head	Plastic
Diaphragm	PTFE
Valves	FKM
O-ring	FKM

OPERATING RANGE

Permissible ambient temperature (°C)	+ 5 ... + 50
Permissible media temperature (°C)	+ 5 ... + 50
Maximum installation altitude (m above sea level)	2000

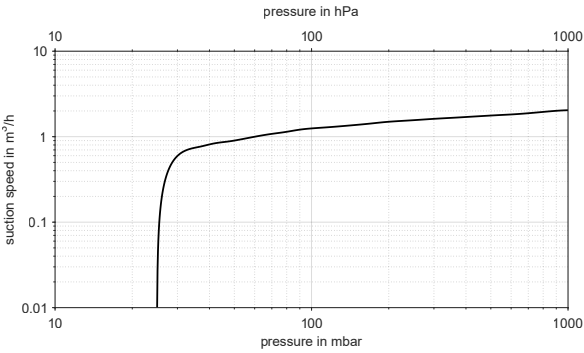
MGP75-22KTV-XB

MGP75-22KTV-XB

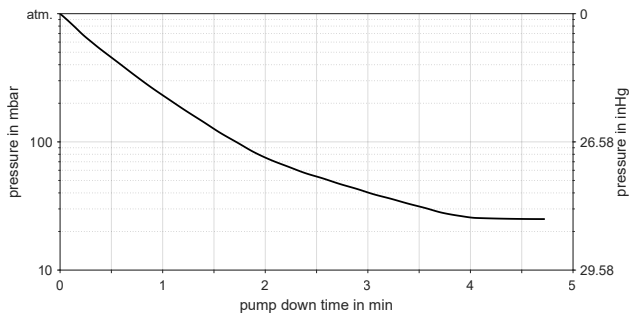


Flow rate determined at 20°C, 1000 hPa with air
(pressure range 0 to 1000 hPa based on ISO 21360-1/2)

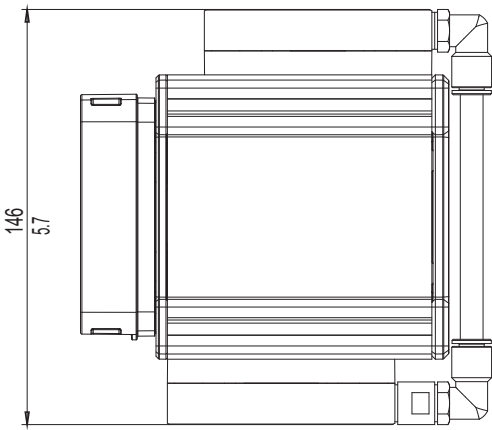
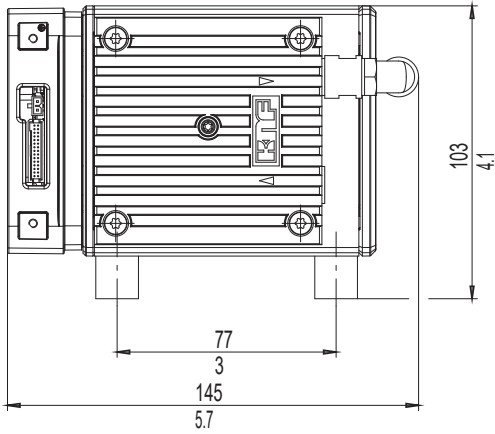
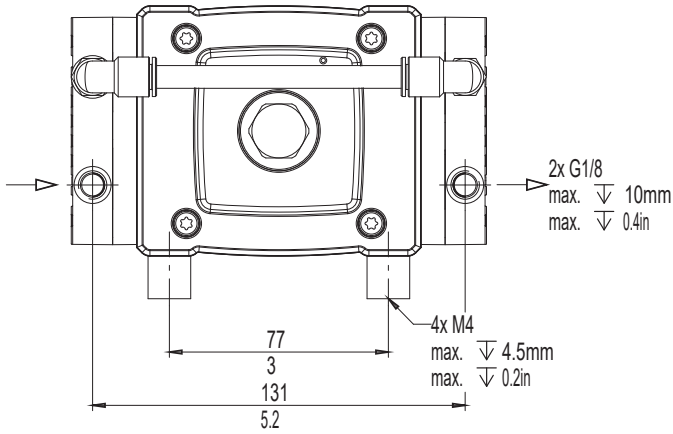
VOLUME FLOW RATE CURVE





PUMP-DOWN TIME FOR 20-LITER CONTAINER






MGP75-22KTV-XB



SPARE PARTS AND ACCESSORIES

SPARE PARTS			
Designation	Figure	Order no.	Details
Spare part set MGP75-2_-_PV-XB		353120	This spare part set consists of: 2x diaphragms, 4x valves, 1x O-ring. This set is required for pump maintenance.
Spare part set MGP75-2_-_TV-XB		353121	This spare part set consists of: 2x diaphragms, 4x valves, 1x O-ring. This set is required for pump maintenance.

ACCESSORIES			
Designation	Figure	Order no.	Details
Silencer / intake filter		007006	G 1/8
Adapter		339159	G 1/8 AG, NPT 1/8 IG, stainless steel 1.4571
Hose nipple (straight)		004975	G 1/8, PA, inner diameter 8mm

The performance values for the series production models described in this data sheet were determined under test conditions. The actual performance values may deviate from these and are dependent, in particular, on the conditions of use and thus the specific application, the parameters of the components involved in the user's system and on any technical changes or modifications that deviate from the standard configuration or the as-delivered condition.

If customized versions have been produced based on series production models, different technical performance data may apply to them.
Before commissioning, the associated operating instructions and/or assembly instructions must be read and the safety information provided in them must be observed.
KNF reserves the right to make modifications to the product and associated documentation without prior notice.